

Annexure E

ECONOMIC AND SMALL BUSINESS DEVELOPMENT


1. INTERGRATED ECONOMIC DEVELOPMENT SERVICES


Dr Thabo Mokoena:
Chief Director


Signature


Date


11/06/2019


| Indicator title | Number of initiatives implemented to attract investors |
|--|--|
| Short definition | The initiatives that are created to expose the enterprises to the markets, access to funding, business matchmaking and or showcasing the products in a form of exhibition, as well as presenting the enterprise development. |
| Purpose/importance | To expose the enterprises to the different platforms in ensuring the development, sustainability of the businesses and linkages to the investors locally and internationally. |
| Source/collection of data | Databases from Departments and Municipalities, ILO, Business Associations |
| Method of calculation & Evidence type | Simple count Evidence = Approved reports (initiator, verifier and approver); list of all potential investors engaged and central register of initiatives from 1 April 2019 to 31 March 2020. |
| Data limitations | Information from other Departments, Municipalities and ILO. |
| Type of indicator | Output. |
| Calculation type | Simple count |
| Reporting cycle | Bi annually |
| New indicator | No. |
| Desired performance | Higher |
| Indicator responsibility | Mrs. P. Nggeza Signature:  Date: 11/06/2019 |


| | |
|--|--|
| Indicator title | Number of trade and investment strategies developed |
| Short definition | To develop a trade and investment strategy in line with the National Export Strategy of the dti. |
| Purpose/importance | To guide the province with regards to trade ,export and investment |
| Source/collection of data | Administrative data, the dti Strategy |
| Method of calculation & Evidence type | Simple Count Evidence = Approved version 1. strategy document developed, (Initiator, Verifier and Approver) and central register of strategies developed from 1 April 2019 to 31 March 2020 |
| Data limitations | The dti |
| Type of indicator | Output |
| Calculation type | Periodic |
| Reporting cycle | Bi-annually |
| New indicator | Yes |
| Desired performance | Higher |
| Indicator responsibility | Mrs P Ngqeza Signature:  Date: 11/06/2019 |


| | |
|--|---|
| Indicator title | Number of enterprises assisted with access to markets |
| Short definition | Enterprises exposed to markets through various platforms such as exhibitions, trade fairs, outbound missions, flea markets and linkages to other business in line with the priority areas that are identified in DESTEA strategies. This includes enterprises that have successfully been assisted to participate in international EXPOs organised by the external role-players, such as the dti. |
| Purpose/importance | To ensure sustainability of enterprises by market access opportunities. This is to counter the collapse of enterprises due to a lack of marketing opportunities and/or physical markets. |
| Source/collection of data | Administration data |
| Method of calculation & Evidence type | Simple count. Evidence = Outcome reports, list of potential markets and central register of all enterprises assisted from 1 April 2019 to 31 March 2020. |
| Data limitations | None. Disaggregation targets for 2019/20 are only estimates and may deviate between planned districts. |
| Type of indicator | Output. |
| Calculation type | Simple count. |
| Reporting cycle | Quarterly. |
| New indicator | Yes. |
| Desired performance | Higher performance |
| Indicator responsibility | Mrs. P. Ngqeza Signature:  Date: 11/06/2019 |


| | |
|--|---|
| Indicator title | Number of outward missions undertaken |
| Short definition | Outward missions supported or initiated that are intended to promote Free State in priority sectors in strategically identified countries, aligned to the Free State Trade and Investment Strategy. |
| Purpose/importance | To facilitate bilateral agreements and form partnerships with identified strategic countries to invest in the province and to create markets. |
| Source/collection of data | Administrative data |
| Method of calculation & Evidence type | Simple Count Evidence = Mission Reports (Initiator, Verifier and Approver), signed agreements (if applicable) and central register of all outward missions from 1 April 2019 to 31 March 2020. |
| Data limitations | IGR |
| Type of indicator | Output. |
| Calculation type | Periodic |
| Reporting cycle | Bi Annually |
| New indicator | Yes. |
| Desired performance | Higher |
| Indicator responsibility | Mrs P. Ngqeza Signature:  Date: 11/06/2019 |

| | |
|--|--|
| Indicator title | Number of inward missions attended |
| Short definition | Inward missions supported or initiated that are intended to promote Free State in priority sectors, with focus on strategically identified countries, aligned to the Free State Trade and Investment Strategy. |
| Purpose/importance | To facilitate bilateral agreements and form partnerships with identified strategic countries to invest in the province and to create markets. |
| Source/collection of data | Administrative data |
| Method of calculation & Evidence type | Simple Count Evidence = Mission Reports (Initiator, Verifier and Approver), signed agreements (if applicable) and central register of all inward missions from 1 April 2019 to 31 March 2020. |
| Data limitations | IGR |
| Type of indicator | Output. |
| Calculation type | Non-Cumulative |
| Reporting cycle | Quarterly. |
| New indicator | No |
| Desired performance | Higher |
| Indicator responsibility | Mrs P Ngqeza Signature:  Date: 11/06/2019 |


| | |
|--|--|
| Indicator title | Number of value chains supported within the prioritized sectors |
| Short definition | Provide non-financial support to initiatives intended to develop value chains such as cluster formations, and formation of business hubs. The support may include provision of business premises, registration of clusters and linking of businesses with potential financiers. The focus is on priority sectors, as identified by Government. (Transport, Tourism, Manufacturing, Agriculture and Processing, Transport, Energy, ICT) |
| Purpose/importance | To reduce business mortality rates by facilitating cluster developments (Value chains) and hubs, to support and mentor SMME's and to grow employment in the province. |
| Source/collection of data | Administrative data |
| Method of calculation & Evidence type | Register of SMME's supported, Reports on support of each initiative, central register of value chains supported from 1 April 2019 to 31 March 2020. |
| Data limitations | Reliability of administrative data |
| Type of indicator | Output |
| Calculation type | Cumulative counting of operational forums. |
| Reporting cycle | Annually |
| New indicator | Yes. |
| Desired performance | Higher performance is desired. |
| Indicator responsibility | Mrs M. Mokalobe Signature:  Date: 2019/06/19 |

| | |
|--|---|
| Indicator title | Number of projects supported in mining towns |
| Short definition | Financial or non-financial support (excluding training) provided for any project/business as long as it is within a provincial mining town. The support may include unblocking challenges in a business that threaten survival, market linkages, provision of grants or linking businesses with potential financiers. |
| Purpose/importance | Diversifying the economies of mining towns to reduce dependence on mineral resources as the primary source of economic and employment growth. |
| Source/collection of data | Administrative data |
| Method of calculation & Evidence type | Counting the number of business projects supported. Evidence = Signed letters of support, and/or approved support submissions, and/or signed financial support allocation letters, outcome reports on support provided, central register of all projects supported from 1 April 2019 to 31 March 2020. |
| Data limitation | Reliability of administrative data |
| Type of indicator | Output. |
| Calculation type | Cumulative counting the operational forums. |
| Reporting cycle | Annually |
| New indicator | Yes. |
| Desired performance | Higher performance is desired. |
| Indicator responsibility | Mrs M. Mokalobe Signature:  Date: <u>2019/06/11</u> |


| | |
|--|---|
| Indicator title | Number of sector specific capacity building sessions coordinated |
| Short definition | Conduct capacity building (training, workshops, group discussions/information sharing) sessions within agro-processing, mining, manufacturing, transport, ICT and renewable energy sectors, in partnership with Seta's and other private organizations. |
| Purpose/importance | To improve product quality and productivity levels of enterprises in prioritized sectors. |
| Source/collection of data | Databases. |
| Method of calculation & Evidence type | Count number of sessions coordinated per quarter. Evidence = programmes/agenda's, attendance registers, outcome reports for each session; central register of all sessions coordinated from 1 April 2019 to 31 March 2020. |
| Data limitation | Lack/insufficient support from SETA's and other supporting organizations. |
| Type of indicator | Output. |
| Calculation type | Counting. |
| Reporting cycle | Quarterly. |
| New indicator | Yes. |
| Desired performance | Higher performance is desired. |
| Indicator responsibility | Mrs M. Mokalobe Signature:  Date: <u>2019/06/11</u> |

| Indicator title | Number of opportunities created in digitalization |
|--|---|
| Short definition | Supporting 4 th industrial revolution initiatives, including government's initiative of digital migration from analogue television, by supporting enterprises within the sector and facilitating awareness and training initiatives. The support will relate to ICT content development and manufacturing of relevant deliverables (machine, equipment or accessories) |
| Purpose/importance | To ensure participation of previously disadvantaged individuals within digital television space. |
| Source/collection of data | Databases. |
| Method of calculation & Evidence type | Count number of opportunities initiated or supported. Evidence = Opportunity outcome reports, agreements/MOU's (if applicable) central register of all opportunities created from 1 April 2019 to 31 March 2020. |
| Data limitation | Dependency on databases. |
| Type of indicator | Output. |
| Calculation type | Counting. |
| Reporting cycle | Quarterly. |
| New indicator | Yes. |
| Desired performance | Higher performance is desired. |
| Indicator responsibility | Mrs M. Mokalobe Signature:  Date: <u>2019/06/11</u> |


| Indicator title | Number of sector forums coordinated |
|--|--|
| Short definition | Establishment of sector specific forums for stakeholders to share information, collectively plan, implement projects and deal with challenges within the sector. Focus will be on some of the prioritised sectors (mining, manufacturing and agro-processing), ensure that they are fully operational i.e. meetings are held quarterly or as outlined in the terms of reference. |
| Purpose/importance | To promote coordination between businesses for improved bargaining power, collective planning and execution of business initiatives. |
| Source/collection of data | Administrative data |
| Method of calculation & Evidence type | Count the number of established. Evidence = TOR, invitations, programmes/agenda, minutes of forum meetings, attendance registers, outcome reports, central register of all forums coordinated from 1 April 2019 to 31 March 2020. |
| Data limitation | Reliability of administrative data |
| Type of indicator | Output. |
| Calculation type | Cumulative counting the operational forums. |
| Reporting cycle | Annually |


| | |
|---------------------------------|---|
| New indicator | Yes. |
| Desired performance | Higher performance is desired. |
| Indicator responsibility | Mrs M. Mokalobe |
| | Signature:  Date: 2019/06/11 |

2. ECONOMIC PLANNING


| | |
|--|---|
| Indicator title | Number of black industrialists support through risk sharing model. |
| Short definition | The Black Industrialists Policy aims to leverage the state capacity to unlock the industry potential that exists within black owned managed businesses in the manufacturing sector through targeted and well defined interventions as described in Industrial Policy Action Plan (IPAP). The policy is further underpinned by the National Development Plan (NDP), BEE and the PPPFA. |
| Purpose/importance | The policy seeks to promote industrialists characterised by deeper levels of participation in the mainstream industrial economy by historically disadvantage economic citizen. This objective will be achieved by providing comprehensive support packages of access to markets, training and funding. |
| Source/collection of data | ESBD Branch |
| Method of calculation & Evidence type | Simple Count Evidence = Reports (Initiator, verifier, approver.); formal letters of support and Central register of all industrialists supported from 1 April 2019 to 31 March 2020. |
| Data limitations | Unavailability of funds |
| Type of indicator | Output |
| Calculation type | Non-cumulative |
| Reporting cycle | Annually |
| New indicator | Yes |
| Desired performance | High performance is desired |
| Indicator responsibility | Mr. Tefo Lekutle Signature:  Date: 06/06/2019 |

| | |
|--|--|
| Indicator title | Number of capacity building sessions conducted for municipalities |
| Short definition | Municipalities are by law required to develop both legally compliant and credible Local Economic Development (LED) Strategies and Integrated Development Plans (IDPs). |
| Purpose/importance | The purpose of the capacity building sessions are to advise on issues relating to national and provincial policy/strategy alignment, national and provincial mandate alignment, alignment to DESTEA and entity projects and programmes and to achieve synergy between the three spheres of government. |
| Source/collection of data | ESBD Branch |
| Method of calculation & Evidence type | Simple Count Evidence = Invitation/requests, programmes/agendas, minutes/outcome reports, attendance registers and central register of all sessions conducted from 1 April 2019 to 31 March 2020. |
| Data limitations | None |
| Type of indicator | Output. |
| Calculation type | Non-Cumulative |
| Reporting cycle | Periodic |
| New indicator | Quarterly |
| Desired performance | Higher Performance |
| Indicator responsibility | Mr. Tefo Lekutle Signature: _____ Date: 16/08/2019 |

| | |
|--|--|
| Indicator title | Number of applications approved by BATC. |
| Short definition | Enterprises assisted with access to funding as per their proposals submitted to the department by adjudicating the applications for funding through Business Assessment Technical Committee (BATC) |
| Purpose/importance | To identify, assess and recommend funding support by various institutions such as FDC, IDC, Commercial Banks, SEFA and NEF, amongst others. |
| Source/collection of data | ESBD Branch |
| Method of calculation & Evidence type | Simple Count Evidence = Invitations, agenda, minutes/outcome reports and Central register of all applications received from 1 April 2019 to 31 March 2020. |
| Data limitations | Poor quality of applications received |
| Type of indicator | Output. |
| Calculation type | Periodic |
| Reporting cycle | Quarterly |
| New indicator | Yes |
| Desired performance | Higher |
| Indicator responsibility | Mr Tefo Lekutle Signature:  Date: 06/06/2019 |


| | |
|--|--|
| Indicator title | Number of provincial economic strategies developed |
| Short definition | Development of a provincial economic development approach, aligned with the FSGDS, NDP and MTSF. |
| Purpose/importance | To identify opportunities and explore high value economic interventions required in the province. The PEDDA will serve as an implementation roadmap for high level strategies. |
| Source/collection of data | ESBD branch |
| Method of calculation & Evidence type | Simple Count Evidence = Approved version 1 strategy and central register of all strategies developed from 1 April 2019 to 31 March 2020. |
| Data limitations | Inputs from key stakeholders |
| Type of indicator | Output |
| Calculation type | Non-cumulative |
| Reporting cycle | Annually |
| New indicator | No |
| Desired performance | Satisfactory |
| Indicator responsibility | Mr. Tefo Lekutle Signature:  Date: 06/06/2019 |


| | |
|--|---|
| Indicator title | Number of consumer awareness campaigns conducted |
| Short definition | To make Free State consumers aware of their consumer rights. |
| Purpose/importance | To prevent the exploitation of consumers by suppliers of services and goods and to comply with the Consumer Rights Act requirements. |
| Source/collection of data | ESBD Branch |
| Method of calculation & Evidence type | Simple count Evidence= Campaign concept document, campaign notices; campaigns programmes; presentation materials; outcome reports (initiator, verifier, approver); central register of all campaigns conducted from 1 April 2019 to 31 March 2020. |
| Data limitations | Lack of public participation Disaggregation targets for 2019/20 are only estimates and may deviate between planned districts. |
| Type of indicator | Output |
| Calculation type | Periodic |
| Reporting cycle | Quarterly |
| New indicator | No |
| Desired performance | Satisfactory |
| Indicator responsibility | Mr Timothy Radikeledi Signature: _____ |

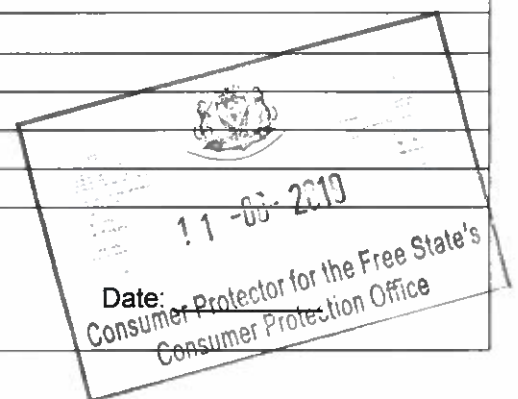

 Date: 11-05-2019
 Consumer Protector for the Free State's
 Consumer Protection Office

| | |
|--|--|
| Indicator title | Number of consumer complaints received |
| Short definition | All received disputes/cases between consumers and service providers/suppliers from e-complaints/e-services system. |
| Purpose/importance | To ensure that all consumer disputes/complaints are recorded and to increase service delivery and overall customer satisfaction (To uphold requirements of Fundamental Consumer Rights Act.) |
| Source/collection of data | ESBD Branch |
| Method of calculation & Evidence type | Simple count: Evidence= Comprehensive case register, central register of all cases received from 1 April 2019 to 31 March 2020 (including opening balance from previous year). |
| Data limitations | None |
| Type of indicator | Output |
| Calculation type | Periodic |
| Reporting cycle | Quarterly |
| New indicator | Yes |
| Desired performance | Acceptable |
| Indicator responsibility | Mr Timothy Radikeledi Signature: _____ |


 Date: 1-05-2019
 Consumer Protector for the Free State's
 Consumer Protection Office

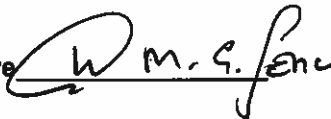
| | |
|--|--|
| Indicator title | Number of consumer complaints resolved within 90 days |
| Short definition | All received disputes between consumers and service providers are resolved within 90 calendar days from the day of registration on the e-complaints system. |
| Purpose/importance | To ensure efficient turn-around time for the finalization of consumer disputes and to increase service delivery and overall customer satisfaction. (To uphold requirements of Fundamental Consumer Rights.) |
| Source/collection of data | e-complaints system |
| Method of calculation & Evidence type | Simple count: Evidence= History pages of resolved cases (only those that appear as "resolved" without a date on the system). Comprehensive case status register (Including annual opening and closing balances), and central register of all cases resolved from 1 April 2019 to 31 March 2020. |
| Data limitations | None |
| Type of indicator | Output |
| Calculation type | Cumulative |
| Reporting cycle | Quarterly |
| New indicator | Yes |
| Desired performance | Higher |
| Indicator responsibility | Mr Timothy Radikeledi |
| | Signature:  Date: 11/06/2019 |

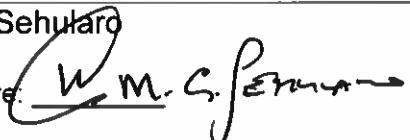
| | |
|--|--|
| Indicator title | Number of pro-active inspections conducted on business compliance with various industry standards |
| Short definition | Proactive inspections to determine compliance with a number of industry standards (e.g. RMI, Motor Industry Ombudsman, etc.), for the benefit of the consumers. The Consumer Protection office must ensure that these standards are complied with. These are conducted intermitted through unannounced inspections and scheduled inspections via <i>PROVJOINTS</i> . |
| Purpose/importance | To ensure compliance by retailers with industry standards. |
| Source/collection of data | ESBD Branch |
| Method of calculation & Evidence type | Simple count Evidence = Concept document for Blitz sessions, invitations to participate in PROVJOINT inspections, approved site inspection reports (signed by initiator, verifier and authorizer) and central register of all inspections conducted from 1 April 2019 to 31 March 2020. |
| Data limitations | None |
| Type of indicator | Output |
| Calculation type | Periodic |
| Reporting cycle | Quarterly |
| New indicator | Yes |
| Desired performance | Acceptable |
| Indicator responsibility | Mr Timothy Radikeledi Signature:  |





3. SMALL BUSINESS DEVELOPMENT


Mr Modise Sehularo:
Acting Chief Director

Signature  Date 06/06/2019


| Indicator title | Number of business information sessions conducted |
|--|--|
| Short definition | Business information session is where information is shared with enterprises to give a more in depth look at the products, services and incentives of the department and its entities. These sessions are held with relevant stakeholders (NEF, Sefa, Seda, NYDA and IDC, FLISP), SOEs (Transnet, ESKOM, etc.), private sector (banks, training institutions etc.) other government departments and municipalities (Deeds, NDT, Treasury, Human Settlements etc.). |
| Purpose/importance | To ensure that enterprises are exposed to funding and business development opportunities in order to facilitate their growth opportunities. |
| Source/collection of data | ESBD |
| Method of calculation & Evidence type | Evidence = Invitations/requests, programmes/agendas, minutes/approved sessions reports, attendance registers and central register of all sessions conducted from 1 April 2019 to 31 March 2020. |
| Data limitations | None Disaggregation target for 2019/20 are only estimated and may deviate between planned districts. |
| Type of indicator | Output |
| Calculation type | Period |
| Reporting cycle | Quarterly |
| New indicator | No |
| Desired performance | Higher |
| Indicator responsibility | Mr M. Sehularo Signature:  Date: <u>06/06/2019</u> |


| | |
|--|--|
| Indicator title | Number of BBBEE interventions conducted |
| Short definition | To enable DESTEA to give effect to BBBEE objectives as outlined in the BBBEE Act 53, 2003 and the Preferential Procurement Policy Framework Act 5, 2000. |
| Purpose/importance | Departmental initiatives aimed at BBBEE promotion through preferential procurement, local procurement and set-aside government expenditure improvement. |
| Source/collection of data | ESBD Branch |
| Method of calculation & Evidence type | Simple count Evidence = Concept document, approved outcome reports (initiator, verifier, approve), programmes/agendas, invitations/requests and central register of all interventions conducted from 1 April 2018 to 31 March 2019. |
| Data limitations | None Disaggregation targets for 2018/19 are only estimates and may deviate between planned districts. |
| Type of indicator | Regulatory systems |
| Calculation type | Periodic |
| Reporting cycle | Quarterly |
| New indicator | No |
| Desired performance | High |
| Indicator responsibility | Ms M. Matsie Signature:  Date: 06/06/2019 |

| | |
|--|---|
| Indicator title | Number of Economic Development forums facilitated |
| Short definition | The aim create a platform where LED Managers, municipal officials, sector departments, academia and representatives from public and private sector can engage in meaningful dialogue and collective decision-making to improve the socio-economic status of the province. |
| Purpose/importance | To coordinate economic development initiatives across all spheres in order to achievement economic and employment growth. |
| Source/collection of data | ESBD Branch |
| Method of calculation & Evidence type | Simple count Evidence = Approved minutes/outcome reports (initiator, verifier, approver), invitations, programmes/agendas; presentation materials; central register of all forums facilitated from 1 April 2019 to 31 March 2020. |
| Data limitations | None |
| Type of indicator | Output |
| Calculation type | Periodic |
| Reporting cycle | Quarterly |
| New indicator | Yes |
| Desired performance | Higher |
| Indicator responsibility | Ms K. Ntsala Signature:  Date: 06/06/2019 |

| | |
|--|--|
| Indicator title | Value of funding sourced from external stakeholders |
| Short definition | To lobby funding from various external stakeholders (private sector, civil society etc.). |
| Purpose/importance | To financially supplement departmental programmes aimed at developing and capacitating SMMEs and Cooperatives in the Free State. |
| Source/collection of data | ESBD Branch |
| Method of calculation & Evidence type | Simple Count Evidence = Approved concept document, approved outcome reports (Initiator, Verifier, Approver), approved confirmation of funds or support/services in kind received and central register of stakeholders lobbied and funds sourced from 1 April 2019 to 31 March 2020. |
| Data limitations | None |
| Type of indicator | Output |
| Calculation type | Periodic |
| Reporting cycle | Annually |
| New indicator | Yes |
| Desired performance | Higher |
| Indicator responsibility | Ms M Matsie Signature:  Date: 06/06/2019 |

| | |
|--|--|
| Indicator title | Number of red tape reduction interventions conducted |
| Short definition | To create a conducive environment for doing business at a municipal level. |
| Purpose/importance | To reduce non-essential procedures, forms, licenses and regulations that add to the cost of dealing with government, or anything obsolete, redundant, wasteful or confusing that reduces the competitiveness of the province (such as by-laws, zoning complications, etc.), which stands in the way of economic growth and job creation. |
| Source/collection of data | ESBD Branch |
| Method of calculation & Evidence type | Simple count, Evidence = Intervention Plans/Concept documents, post intervention assessments/outcome reports, approved minutes of intervention sessions, attendance registers (if applicable) and central register of all interventions conducted from 1 April 2019 to 31 March 2020. |
| Data limitations | None |
| Type of indicator | Regulatory systems |
| Calculation type | Periodic |
| Reporting cycle | Quarterly |
| New indicator | No |
| Desired performance | High |
| Indicator responsibility | Ms K Ntsala Signature:  Date: 2019/08/15 |

| | |
|--|---|
| Indicator title | Number of LED capacity building sessions at municipal level. |
| Short definition | Training of LED officials at the Municipalities promotes the concept of strengthening the capacity and building the skills of the officials responsible for implementation of LED in Free State |
| Purpose/importance | To empower LED officials with skills (grant accessing, business plan development, concept document development, etc.) which will enable them to better understand and participate in relevant process flows supporting local economic development. |
| Source/collection of data | ESBD |
| Method of calculation & evidence type | Simple count Evidence: Outcome reports (Initiator, Verifier and Approver), Invitation/Request for capacity building sessions, Presentations and/or workshop materials, attendance registers, programs and central register of all capacity building sessions from 1 April 2019 to 31 March 2020. |
| Data limitations | Availability of LED officials |
| Type of indicator | Output |
| Calculation type | Periodic |
| Reporting cycle | Bi-Annually |
| New indicator | Yes |
| Desired performance | High |
| Indicator responsibility | Ms K Ntsala Signature:  Date: 18/06/19 |

| | |
|--|---|
| Indicator title | Number of enterprises supported |
| Short definition | Enterprise development involves the growing of informal, start-up and small businesses through the provision of finance and support, assisting in their growth and sustainability. <ul style="list-style-type: none"> • Non-financial support through technical and business management skills development. • Financial support through Township and Rural Economy Support Programme. • Shared economic infrastructure facilities (container parks and hubs) |
| Purpose/importance | The aim is to: <ul style="list-style-type: none"> • To ensure sustainability and growth of businesses • Improve enterprise profitability and growth • Improve enterprise competitiveness • Reduce failure rate |
| Source/collection of data | ESBD Branch |
| Method of calculation & Evidence type | Simple count Evidence = List of enterprises supported; approved training outcome reports (initiator, verifier, approver); attendance registers (for skills development only); presentations/training materials; formal allocation letter for funding or facilities and Central register of all enterprises supported from 1 April 2019 to 31 March 2020. |
| Data limitations | None |
| Type of indicator | Output |
| Calculation type | Periodic |
| Reporting cycle | Quarterly |
| New indicator | No |
| Desired performance | High |
| Indicator responsibility | Mr M Sehulare Signature:  Date: 18/06/19 |